

# GoMon4Exa – holistic monitoring of Oracle Exadata

GoMon4Exa, a monitoring solution specifically designed for Oracle Exadata, was developed by Goldenore leveraging the team's extensive expertise in implementing and managing the platform. It meets the needs of clients looking for a comprehensive, flexible tool to oversee their entire Exadata infrastructure.

## Business and Technical Benefits

- **Visibility** – Insight into all layers of the Exadata platform, including database consolidation and multi-tier architecture.
- **Proactive Issue Resolution** – Quick identification of bottlenecks and analysis of workload interference between databases and clusters.
- **Flexibility and Extensibility** – Customizable dashboards, metrics, and integrations, with the ability to create SQL-based metrics.
- **Openness and Independence** – Freedom from vendor lock-in through the use of open-source technologies.
- **High ROI** – Cost reduction from decreased reliance on commercial tools and additional licenses.
- **Scalability** – Adaptability to growing environments and evolving organizational requirements.
- **Exadata-Specific Metrics** – Accurate monitoring of critical platform components.

## Key Features

- **Agentless Monitoring** – Collection and visualization of hundreds of metrics without installing additional software on Exadata servers.
- **Extensive Metric Coverage** – Access to data from key Exadata components:
  - **Storage Servers** – CPU, memory, physical disks and NVMe, temperature.
  - **Exadata FlashCache** – Flash utilization, disks per database, read efficiency, and metrics for rejected writes.
  - **I/O Resource Manager (IORM)** – I/O latencies and queues broken down by database.
  - **Offload Mechanisms** – Smart Scan, Storage Index, and workload distribution across databases.
  - **Compute Servers** – Network throughput (InfiniBand), CPU, temperature, and other metrics.
  - **Database and ASM Metrics** – Performance metrics without requiring Diagnostics Pack, monitoring ASM and databases in Standby mode.
- **Custom Metric Collection** – User-defined metrics based on SQL queries and data from storage servers (cellcli), compute servers (dbmcli), databases, and ASM, enabling full correlation and analysis. Users can also extend the system with metrics from other environments if they are compatible with Prometheus.
- **Alerting System** – Notifications via email, SNMP, or webhooks for any metric or complex KPI, powered by Prometheus Alertmanager.
- **Workload Interference Analysis** – Diagnosis and resolution of issues caused by mutual impact of database workloads sharing platform resources.
- **Flexible Visualization** – No limits on creating dashboards and visualization parameters. Unlike standard tools, users can build custom panels and visual boards.

## Why Goldenore?

**2013**

founded

**+100**

active clients

**5**

countries

**+50**

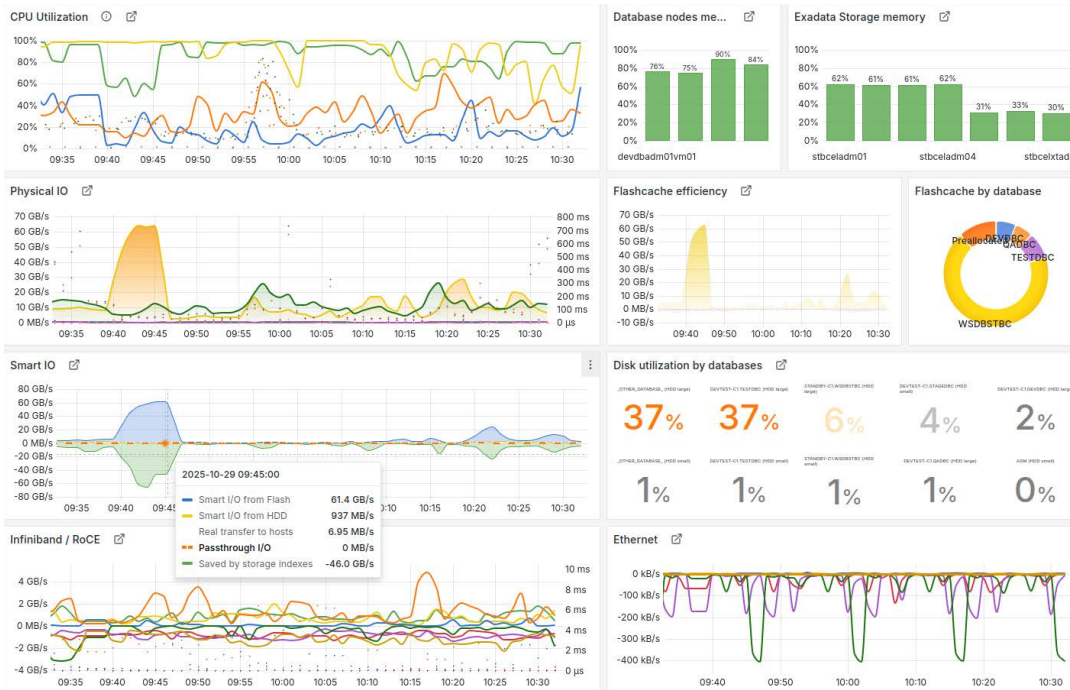
skilled professionals

**+15**

Oracle expertises

**Since 2013**

**ORACLE** | Partner



## Integration Capabilities

- **Extensive Integration Options** – Easy connection with systems compatible with Prometheus and OpenTelemetry.
- **Integration with Other Systems** – Achievable through connectors or scripts.
- **Openness and Independence** – No dependency on a single vendor thanks to an open-source architecture.
- **Interoperability** – Ability to export data and metrics to other observability systems, creating a unified monitoring environment.

## Contact

**Looking to improve monitoring and management of your Oracle Exadata platform?**

Get in touch with us to learn more. GoMon4Exa provides immediate operational insight through full visibility of all key Exadata components, enabling proactive detection of performance bottlenecks and keeping your platform in optimal condition – all without additional agents or licenses.

For more information and a demo: [goldenore.com/gomon-for-oracleexadata](https://goldenore.com/gomon-for-oracleexadata)

See it in action – schedule a live demo: [usa\\_team@goldenore.com](mailto:usa_team@goldenore.com)



## Architecture



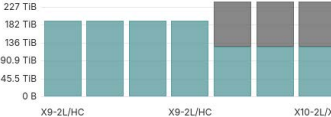
**Agentless Design**  
– No need to install additional software on Exadata servers.

**Open Technologies**  
– Prometheus and Grafana provide scalability, flexibility, and vendor independence.

**Flexible Framework**  
– Integration with any environment or application supporting Prometheus exporters, OpenTelemetry (OTel), and APIs.

**Dedicated Exadata Connectors**  
– Enable collection of platform-specific metrics.

**Deployment Model**  
– Complete solution (dedicated environment with Prometheus, exporters, and Grafana) or an extension module to enhance an existing client monitoring environment based on the same technology stack.

Physical servers		Virtual servers			
UP	TOTAL	UP	TOTAL		
2	2	4	4		
Clusters		Databases 			
CLUSTERS	NODES	MONITORED	DETECTED		
2	4	4	5		
Exadata Storage HC/EF		Exadata Storage XT			
UP	TOTAL	UP	TOTAL		
4	4	3	3		
Space allocated on cell disks (raw) 					
					
X9-2L/H/C		X10-2L/X			
Grid disk space allocated to disk groups (raw)					
XTND	DATA	DATADBY	RECO	RECONP1	DATATST
382 TiB	329 TiB	353 TiB	58.8 TiB	11.8 TiB	16.8 TiB
Number of grid disks in each disk group					
XTND	DATA	DATADBY	RECO	RECONP1	DATATST
72 disks	48 disks	48 disks	48 disks	48 disks	48 disks

**Schedule a live demo!**